

Task	Question Stems
Talk About a Scene	<p>Look at the picture. I am going to ask you some questions about it.</p> <ul style="list-style-type: none"> • <i>What is the ____ doing? What is on the ____?</i> • <i>Describe what the ____ are doing.</i> • <i>What kind of ____ is this? How do you know?</i> • <i>Describe what's on the ____.</i> • <i>Tell me something else about the picture.</i> <p>Tip: Provide pictures of scenes in school or home. Model answering questions using a complete thought or idea.</p>
Support an Opinion	<p>I am going to ask you for your opinion.</p> <ul style="list-style-type: none"> • <i>Your ____ has a choice of ____ or ____.</i> • <i>You and your ____ have a choice of ____ or ____.</i> • <i>Which ____ do you choose for your ____ to ____? ____ or ____?</i> • <i>Why do you think ____ (your choice) is better?</i> <p>Tip: Provide two pictures. Model making an opinion and supporting with a relevant reason. Model using opinion language: In my opinion, I think, I believe ...</p>
Speech Functions	<p>I'm going to tell you about a situation that could happen to you. Then, tell me what you would say. Make sure your answer is appropriate for your audience.</p> <ul style="list-style-type: none"> • <i>You found a _____ on the _____, and you do not know who it belongs to. What would you say to _____?</i> • <i>You have been assigned _____. You would like to _____? What could you say to _____?</i> <p>Tip: Create a scenario where students ask for information in a school context.</p>
Summarize and Academic Presentation (RI)	<p>I will read some information to you.</p> <ul style="list-style-type: none"> • <i>I am going to tell you about _____. Listen carefully. You will hear the information only once. When I am finished, you will tell me about _____.</i> • <i>Now it is your turn. Tell me what you learned about _____. Use the pictures to help you.</i> <p>Tip: Model summarizing the main points and at least one detail from the presentation. Use two pictures.</p>

Retell a Narrative	<ul style="list-style-type: none">• <i>Look at the pictures.</i>• <i>I am going to tell you a story about the pictures., You will only hear the story once. When I am finished use the pictures to tell the story back to me.</i> <p>Tip: use 4 pictures that tell a brief story up to 5 sentences long.</p>

Task	Question Stems
Listen to Short Exchange	<p>Listen to a conversation between a ____ and a _____. Listen carefully.</p> <ul style="list-style-type: none"> <i>What does the _____ (ask/tell) _____ ? (provide 3 answer choices)</i> <p>Tip: Use pictures and create a short conversation between two speakers/subjects in a school setting. Provide three written answer choices. Read choices aloud. Point to the written answer choices.</p>
Listen to a Story (RL)	<p>Listen carefully as I read you a story. You will hear the story only once. When I am finished, I will ask you some questions.</p> <ul style="list-style-type: none"> <i>What is the story about? (provide 3 answer choices)</i> <i>Why is _____ at the beginning of the story? (provide 3 answer choices)</i> <i>How does _____ feel at the end of the story? (provide 3 answer choices)</i> <p>Tip: Use short stories with picture support. Provide three written answer choices. Read choices aloud. Point to the written answer choices. Model asking and answering questions about key details in the story.</p>
Listen to an Oral Presentation (RI)	<p>Listen as I tell you about _____. Listen carefully. You will hear the information only once. When I am finished, I will ask you some questions.</p> <p><i>Listen to a teacher talking to her students about</i></p> <ul style="list-style-type: none"> <i>What is the teacher talking about? (provide 3 answer choices)</i> <i>What does the teacher say about? (provide 3 answer choices)</i> <i>What is true about in the past? (provide 3 answer choices)</i> <p>Tip: Provide pictures related to the informational text presentation. Ask three questions about the presentation (RI text). The answer choices may be pictures or text. Model answering questions using the language from the presentation.</p>

DOMAIN: READING

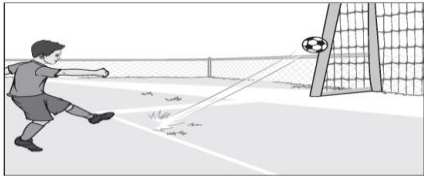



Task	Question Stems
Read and Choose a Sentence	<p>Look at the picture. Point to the sentence that matches the picture.</p> <p>Tip: Model using pictures and choosing the sentence that matches the picture. Use pictures with three written answer choices.</p>
Read a Short Informational Passage (RI)	<p>Now you are going to read a text on your own. I will ask you questions about what you have read.</p> <ul style="list-style-type: none"> • <i>Focus on basic facts, key details, and comprehension, using "what," "who," "how," and "why" to guide the questioning.</i> • <i>What happens when a?</i> • <i>How does a?</i> • <i>What does a?</i> <p>Tip: Provide a short informational passage. A picture related to the passage may be included. Ask at least three questions about key details in the passage.</p>
Read a Literary Passage (RL)	<p>Now you are going to read a text on your own. I will ask you questions about what you have read.</p> <ul style="list-style-type: none"> • <i>Focus on comprehension using "who," "what," "where," "when," and "why" to guide the questioning.</i> • <i>Ask questions to describe characters, settings, and major events in the story.</i> <p>Tip: Provide a one-page passage. Model asking and answering questions about the story elements.</p>
Read an Informational Passage (RI)	<p>Now you are going to read a text on your own. I will ask you some questions about what you have read.</p> <ul style="list-style-type: none"> • <i>Focus on comprehension using "who," "what," "where," "when," and "why" to guide the questioning.</i> • <i>Ask questions to identify main topic and retell key details of the text.</i> • <i>What did (character) do first in?</i> • <i>What does (character) (action of character.....gather together)?</i>

- ***Why was (character) near the end of the story?***

Tip: Provide a short 2 paragraph informational passage. Model asking and answering questions about key details.

DOMAIN: WRITING

Task	Question Stems
Write a Story together with Scaffolding	<p>We are going to write a story together.</p> <ul style="list-style-type: none"> • <i>The title of the story is ____.</i> • <i>The first sentence in the story is: Dom is playing soccer.</i> • <i>The second sentence should say: He kicks the ball hard. The word “hard” is missing from the story. Write the word “.....”</i> • <i>Now it is your turn to write the end of the story. How should the story end? Write your sentence.</i> • <i>Read your writing to me.</i> <p>Tip: See image on resource page.</p>
Write an Informational Text Together	<p>I am going to tell you some information about _____. Listen carefully. Then we will write about what we have learned. Let's write about what we learned.</p> <ul style="list-style-type: none"> • <i>The first sentence is: ____.</i> • <i>I have a sentence to add. I will say the sentence and you will write the sentence.</i> • <i>It can be a _____, _____ or _____.</i> • <i>Let's read what we have written so far.</i> • <i>Now it is your turn to add a sentence. Write your sentence. You can use the words and the pictures to help you write your sentence.</i> <p>Tip: See image on resource page.</p>
Describe a Picture	<p>Let's write a brief description about what is happening in a picture.</p> <p>Tip: Provide pictures to practice writing a sentence that include descriptive vocabulary. See image on resource page.</p>
Write About an Experience	<ul style="list-style-type: none"> • <i>You are going to write a paragraph in English about your personal experience.</i> • <i>Your paragraph should include at least three complete sentences.</i> • <i>Use descriptions, details, and examples to make your writing interesting.</i> • <i>Check your writing for correct grammar, capital letters, punctuation, and spelling.</i> • <i>Write about a time when you _____. Who did you ____ with? What did you do? Where were you?</i> <p>Tip: Model writing a short personal narrative recounting at least two sequenced events.</p>

Task	Resource: Sample
Write a Story together with Scaffolding	<div data-bbox="436 337 915 662"><p>The Soccer Game</p><p>Joey is playing on a field.</p><p>1 He kicks the ball _____.</p><p>2 _____.</p></div> <p>Tip: Include a title with missing letters. Model using a short story with at least two sentences.</p>
Write an Informational Text Together	<div data-bbox="428 906 905 1300"><p>Liquid</p><p>Solid</p><p>Gas</p><p>Water comes in three forms.</p><p>3 _____.</p><p>4 _____.</p></div> <p>Tip: Use any short informational text. Model writing two sentences using facts about the topic.</p>

Describe a Picture

Write about what is happening in the picture.



5

Tip: Use any image and model writing one sentence to describe the illustration, image, or picture. Use frequently occurring adjectives.